

Any need. Any practice. Anywhere.



The highest-rated service in the industry.

Along with the outstanding imaging quality, durability and versatility that's built into every Konica Minolta product, our tradition of excellence in service can make all the difference for your practice.

When you choose **AeroDR® Digital Radiography Solutions**, you can feel fully confident that the Digital Radiography needs of your practice and patients are in the best hands possible. From our first conversation through product selection, training and ongoing support, you'll have an expert partner at your side.



 *Konica Minolta consistently tops industry customer satisfaction surveys.*

The right DR solution.

Whatever your specialty and clinical environment, Konica Minolta has Digital Radiography solutions that help you make **better decisions sooner**—fitting your needs now and helping move your practice forward.

As you would expect with Konica Minolta, our AeroDR® family of digital detectors offers exceptional durability, reliability and image quality. All AeroDR detectors feature simple upgrade paths, so you can stay on the same platform even as your network grows and needs change. Konica Minolta DR solutions are perfect for:

- Orthopedics practices
- Clinics
- Urgent care units
- Critical access facilities
- Hospitals
- Integrated delivery networks



Value

Increase uptime with one of the most durable panels on the market. Simple workflows help clinicians see more patients in less time, so you recover costs quickly. Plus our signature excellence in service helps keep your equipment operating optimally—and your cost of ownership low.

Confidence

Make more decisive diagnoses, with exceptional image quality enabled by a combination of high detective quantum efficiency (DQE), advanced image processing software and improved dose efficiency. Industry-leading processing time gives you more immediate results to share with patients.

Ease of Use

The highly intuitive AeroDR user interface keeps technology out of the way, so clinicians can work more efficiently and spend more time with patients.

AeroDR easily integrates into new and existing X-ray equipment, including multi-detector rooms and portables. Optional wired connection and roaming capabilities allow you to share panels between devices, maximizing installation flexibility and system utility.

Enhance your vision with REALISM™, for better decisions, sooner.

Advanced Image Processing for CS-7 Software, REALISM, the powerful next-generation imaging processing algorithm available in Konica Minolta's CS-7 Control Station provides superior contrast sensitivity and visibility, for complex anatomies.

- REALISM processes bone and soft tissue image data independently for excellent visibility
- Fine structures are sharper
- Soft tissue and overlapping bone structures are enhanced automatically to reveal subtle details

Take AeroDR to the next level with REALISM

AeroDR offers high performance and greater dose efficiency. REALISM adds enhanced contrast sensitivity for an unparalleled solution for the most demanding imaging needs.

Improved image quality and productivity

Whether you are looking for dose efficiency and increased detail in pediatrics, or evaluate the subtle changes of rheumatoid arthritis, REALISM can help you do it easily, faster, and more confidently.

REALISM, for extreme definition and exceptional clarity

AeroDR® – Specialty Imaging

10" x 12" Compact size is ideal for meeting the specialty imaging needs of extremities and in NICU environments.

- Combines high detective quantum efficiency (DQE) in a sturdy wireless FPD with powerful image processing software to deliver quality images at lower exposure times
- Offers performance and reliability to improve device utilization and ROI
- Delivers worry-free, dose-efficient digital radiography that integrates seamlessly with most X-ray devices in use today
- HD and standard resolution options are available

AeroDR® – Oversized Imaging

17" x 17" Typically mounted in a semi-permanent location, designed for imaging larger anatomical areas such as the chest.

- Fits standard 17" x 17" bucky to eliminate the need to rotate
- Can be wired to charge and transmit data while stored in the bin, without losing wireless capabilities
- Can be combined with other AeroDR panels for multi-panel configurations
- HD and standard resolution options are available

CS-7 featuring REALISM



REALISM mode, for cleaner and more stereoscopic images



Designed for today's environment.

AeroDR Digital Radiography Solutions combine performance and productivity to help your imaging practice run more smoothly and efficiently.

- Rugged
- High quality imaging
- 7 year warranty



AeroDR® HD – High Definition

14" x 17" Highest-resolution imaging supports advanced exams and detailed analysis of small structures.

- Extreme resolution (100 μ) and dynamic range (200 μ) without increasing patient dose
- Supports up to four seconds of auto-exposure detection with no X-ray generator cable connection
- Charges to full power in 30 minutes and lasts up to 8.2 hours (300 images)
- Power cell packaged in lightweight but durable and waterproof enclosure



AeroDR® XE – Extreme Environments

14" x 17" Extra durability, long power cell life and high dose sensitivity for portable use in the ER/trauma center, ICU, CCU and other extreme environments.

- Charges to full power in 30 minutes and lasts up to 8.2 hours (300 images)
- Designed to withstand bends, bumps, drops, loads and liquids
- Automatic exposure detection requires no X-ray generator cable connection



AeroDR® LT – General Radiography

14" x 17" Made to be moved, designed to withstand the rigors of high-volume clinics and hospitals.

- Versatility, performance and reliability to improve radiography device utilization and ROI
- Wireless, user-friendly solution enables smooth transition to DR
- Ideal for most general radiography applications

AeroDR® Digital Radiography Solutions

AeroRemote™ Insights Analytics Dashboard and Monitoring Service.

Imaging analytics for better decisions, sooner.

- Maximize system utilization
- Minimize service interruptions
- Optimize personnel performance

AeroRemote Insights is a unique monitoring and analytics tool that makes it far simpler and more efficient for you to manage digital radiography assets, run a more productive imaging department and deliver a better experience for patients.

A cloud-based subscription service available with Konica Minolta AeroDR Digital Radiography Systems, AeroRemote Insights gives you up-to-date metrics on procedure volumes, staff performance, and system health, facilitating quick, confident decision making on critical aspects of your department's performance.

AeroRemote
INSIGHTS



Value, confidence and worry free operation.

Konica Minolta's high customer satisfaction rating is based on supporting you throughout the entire lifecycle of your system, not just when it breaks. Blue Moon's wide range of benefits delivers economical value and clinical confidence.

- Minimize downtime
- Maximize productivity
- Eliminate risk



BLUE MOON

Select the right plan to meet your needs.

**Blue Moon
Elite**

**Blue Moon
Select**

**Blue Moon
Basic**

Always here to help. Always inTouch.

At Konica Minolta Healthcare, we take our Support Services very seriously. So much so, that we developed inTouch, a full-service app built with customers in mind. However, inTouch is not just for service requests, the app provides:

- Immediate access to Konica Minolta support resources
- Quick access links to educational materials
- Training, video chat and the latest product literature
- Personalized service history review



Compatible with iOS and Android devices.
For more information about inTouch, visit www.konicaminolta.com/medicalusa or search KM inTouch in the Apple or Google Play app stores.



Konica Minolta Healthcare Americas, Inc.
411 Newark Pompton Turnpike
Wayne, New Jersey 07470
Tel: (973) 633-1500 Fax: (973) 523-7408
konicaminolta.com/medicalusa

M1088 0419 RevB

Draw deeper insights
from your X-ray images.



High-definition imaging fuels better decisions sooner.

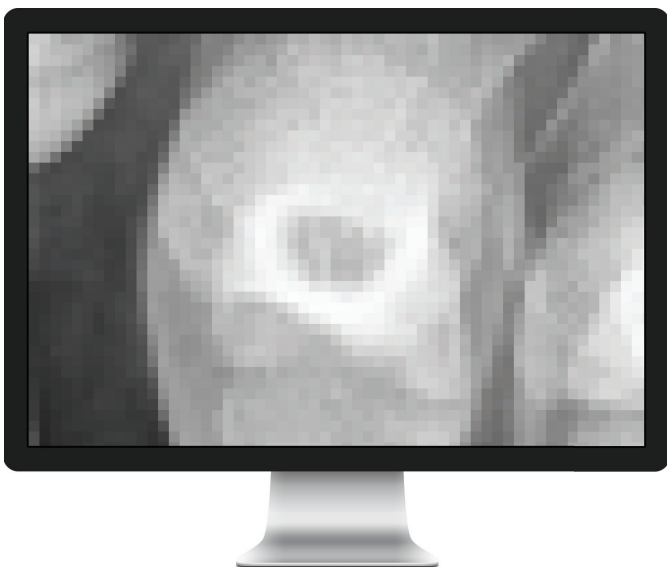
The Konica Minolta AeroDR® HD Flat Panel Detector **provides extremely high-definition radiographic imaging with the same recommended dose¹**, housed in a lightweight, durable and highly water-resistant enclosure. AeroDR HD is equally suitable for retrofit, new X-ray room, or portable unit applications, equipping you with more visual information to make faster, better patient decisions.

The Picture You Need When Detail Counts

The AeroDR HD detector incorporates 100-micron pixels for a 3488 x 4256 pixel count — up to four times more than standard resolution panels. This high resolution allows you to enlarge small structures on an image to conduct the precise analysis required for extremities, pediatrics and other specialties where subtle image details and dose efficiency are vital to diagnosis. A user selectable High Dynamic Range mode aggregates data to provide faster processing, wider dynamic range and high contrast for larger anatomies.

Improved AeroSync® automatic exposure detection for use without a detector connection, simplifies integration and supports exposure durations of up to 4 seconds, with high sensitivity to accommodate bariatric, low-power and other exams that require longer exposure times.

Normal Scan



Blurring can occur when enlarging a normal scan.

High-Definition Scan



Small areas of an image remain clear and crisp when enlarged in a high-definition scan, giving you visibility into subtle details that can aid in diagnosis.



Easy to read display.



Magnetic connection for docking and charging.



Austenite corners protect against scratches and cracks.

Advanced Technology That Goes Almost Anywhere

Compact and portable, the AeroDR HD detector measures just 14" x 17" and weighs only 5.7 lbs. The size is suitable for upgrades and new installations in standard X-ray systems, with or without a connection to the generator.

A durable protective enclosure absorbs impact from bumps and accidental drops, while an IPX6 waterproof rating safeguards your investment from inevitable spills encountered during portable emergency use. The built-in power cell provides up to 8 hours of use after a 30-minute charge², helping to keep you productive on the go.

Compatible with Other Time-Saving DR Solutions

AeroDR HD high definition imaging can easily be added to any existing AeroDR or CS-7 based CR environment to provide additional radiographic capacity and capabilities. It is fully compatible with the complete family of legacy AeroDR Systems and can be added to or shared without modifications³.

AeroDR[®] HD Wireless Flat Panel Detector

Technical Specifications

- 100-micron pixel size
- 72% detector quantum efficiency (DQE @ 0Lp/mm)
- 3488 x 4256 pixels (14" x 17" Detector)
- Cycle time:
 - 4 seconds (High Dynamic Range)
 - 7 seconds (High Resolution)
- 5.7 lbs. (2.6 kg)
- Improved resilience¹ to:
 - Loads (25% higher)
 - Drops (20% higher)
 - Bending (resists deformation)
 - Liquids (IPX6 waterproof compliant)
- Up to 8 hours of use after a 30-minute charge in High Dynamic Range mode

Flexible, Valuable Blue Moon Protection

To minimize downtime, maximize productivity and eliminate risk over a long functional life, Konica Minolta's Blue Moon service offering for AeroDR Systems goes beyond traditional warranty and equipment service to include onsite and ongoing remote support, 24/7/365 technical assistance, and applications training. Choose from three plan levels – Blue Moon Elite, Select or Basic – to meet your needs and budget. Further improve your experience with Konica Minolta's AeroRemote™, a cloud-based, active monitoring solution that detects and reports critical and ongoing performance issues, and provides automatic reports that you can review anywhere. This allows you to act on urgent situations immediately and address potential system or user issues before they become problems.

1. When compared with other AeroDR products.

2. When run in Power Save. Assumes images captured in each study, studies in five-minute intervals, one minute for patient positioning.

3. Not compatible with AeroDR AC configurations.

AeroDR and AeroSync are registered trademarks and AeroRemote is a trademark of Konica Minolta, Inc.

© 2016 Konica Minolta Healthcare Americas, Inc.



Konica Minolta Healthcare Americas, Inc.
411 Newark Pompton Turnpike
Wayne, New Jersey 07470
Tel: (973) 633-1500 Fax: (973) 523-7408
konicaminolta.com/medicalusa

M1006 1116 RevA

AeroDR

Generator Connection Discussion



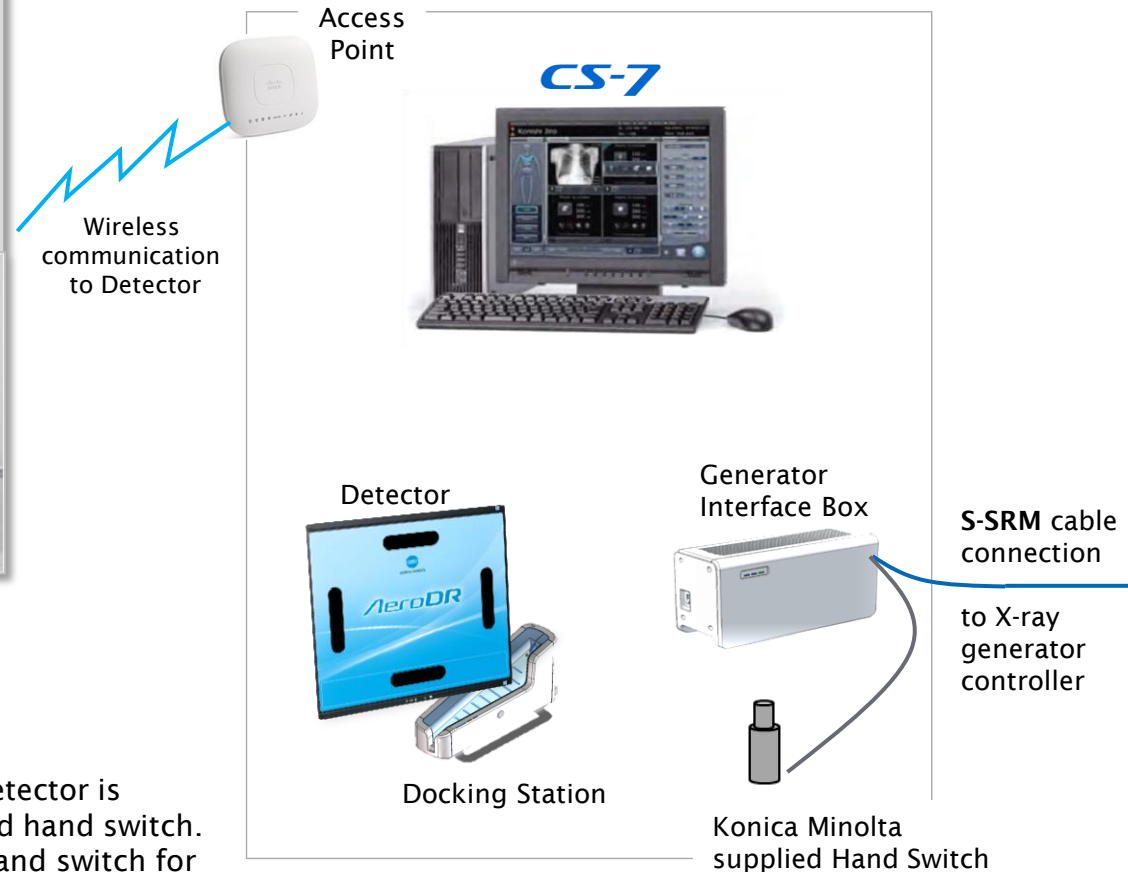
AeroDR with S-SRM Generator Connection



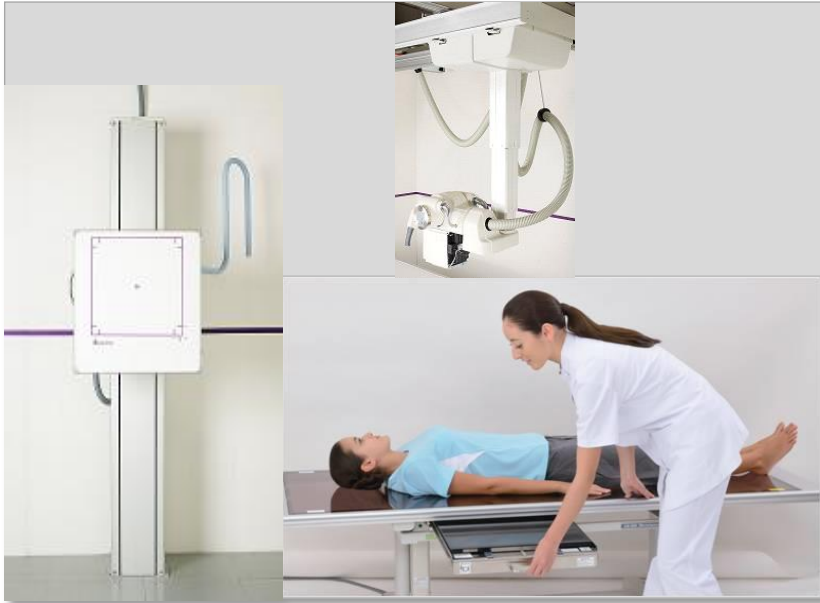
Typical X-ray room, Table with Wall Stand

S-SRM connection

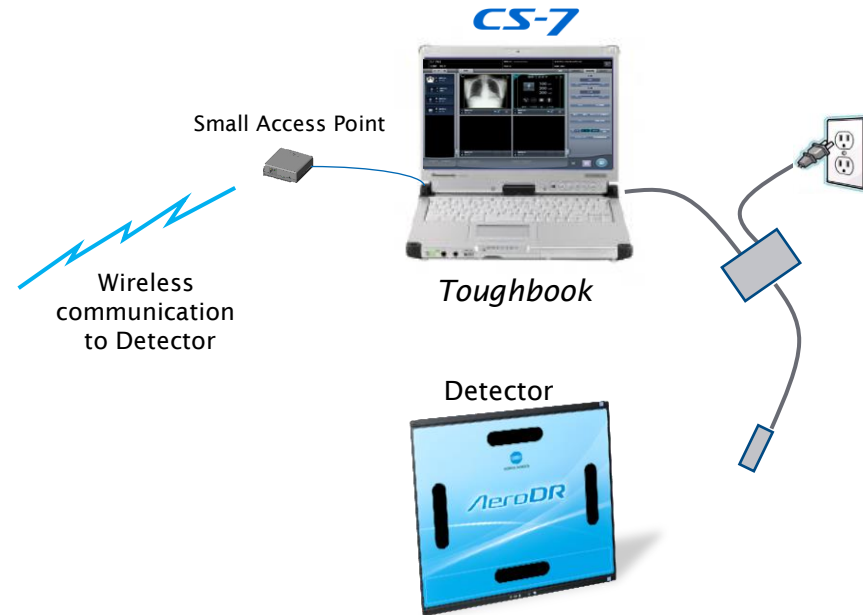
The acquisition of the X-ray image on the detector is synchronized by the Konica Minolta provided hand switch. It performs the same function as the OEM hand switch for patient exposure, *plus* notifying the Detector that an exposure will occur.



AeroDR with AeroSYNC



Typical X-ray room, Table with Wall Stand



AeroSYNC Automatic Exposure Detection AED

The acquisition of the X-ray image on the detector begins when it detects X-ray irradiation.

AeroDR Mobile Convertible Tablet PC

with *AeroSYNC*



Toughbook

Durable, Flexible

- Combines desktop performance and world class connectivity
- 12.5" Multi-touch screen
- Unique "Assisted Triple Hinge" Design
- Hands-free ergonomic strap
 - Prevents drops / Increases convenience
- 11hr run time / Hot-swappable battery
- Light Weight - Less than 4 lbs
- Spill resistant keyboard



AeroDR Generator Connection Discussion

S-SRM Generator Connection (*Optimal Connection*)

Pro:

- *Longer run time with panel*
- *Less chance of erroneous patient exposure*
- *Longer exposure times*

Con:

- *CS-7 Controller tied to one modality, lack of mobility*

AeroSYNC Auto Exposure Detection


Pro:

- *True portability, any x-ray device, no connection to modality*

Con:

- *Shorter exposure times*
- *Decreased number of exposures*
- *Shorter power cycle*
- *Increased possibility of erroneous patient exposure*

AeroDR *Generator Connection Discussion*



Field Charge Kit



Docking Station